



ಬೃಹತ್ ಬೆಂಗಳೂರು ಮಹಾನಗರ ಪಾಲಿಕೆ  
Bruhat Bengaluru Mahanagara Palike



# BBMP COVID-19 WAR ROOM 17.05.2023

BBMP / COVID-19 WAR ROOM / BULLETIN – 1150/ 17.05.2023 / #BBMPfightsCOVID19



# OVERVIEW OF COVID-19 IN BENGALURU



## CASE TRENDS

ACTIVE CASES

149

Confirmed Cases

12

18,86,522<sup>#</sup>

Recovered Cases

33

18,69,373<sup>#</sup>

Death Cases

0

17,000<sup>#</sup>



## HOSPITALIZATION

11

ICU – V

-

ICU

5

HDU

1

General

5

INCLUDES GOVT. QUOTA AND PRIVATE WALK-IN HOSPITALIZATION



## VACCINATION

7

2,07,00,496<sup>#</sup>

First Dose

2

96,89,835<sup>#</sup>

Second Dose

3

95,11,600<sup>#</sup>

Precaution Dose

2

14,99,061<sup>#</sup>



## TRIAGING

MTU

5

Tele Triage

5



## ACTIVE CZs

0

MCZs (< 5 cases)

0

Clusters (> 5 cases)

0



## TESTING

3,442

3,23,88,425<sup>#</sup>

RAT

1,523

RTPCR

1,919

Positivity : 1.71%

\*FOR LAST 7 DAYS

# : indicates cumulative numbers till date



# ABSTRACT OF COVID-19 SCENARIO IN BENGALURU


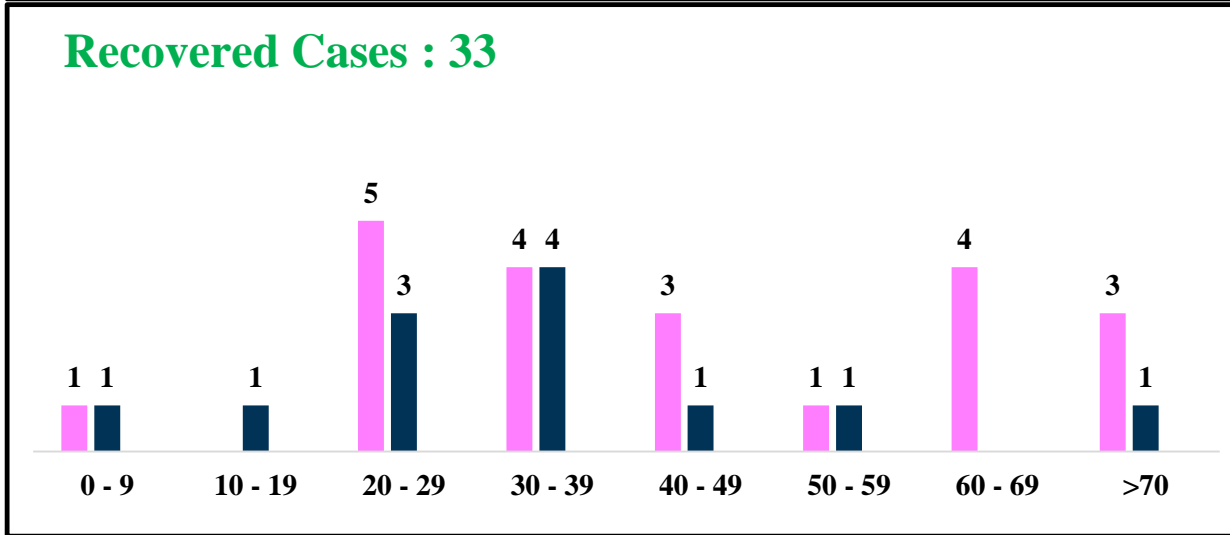
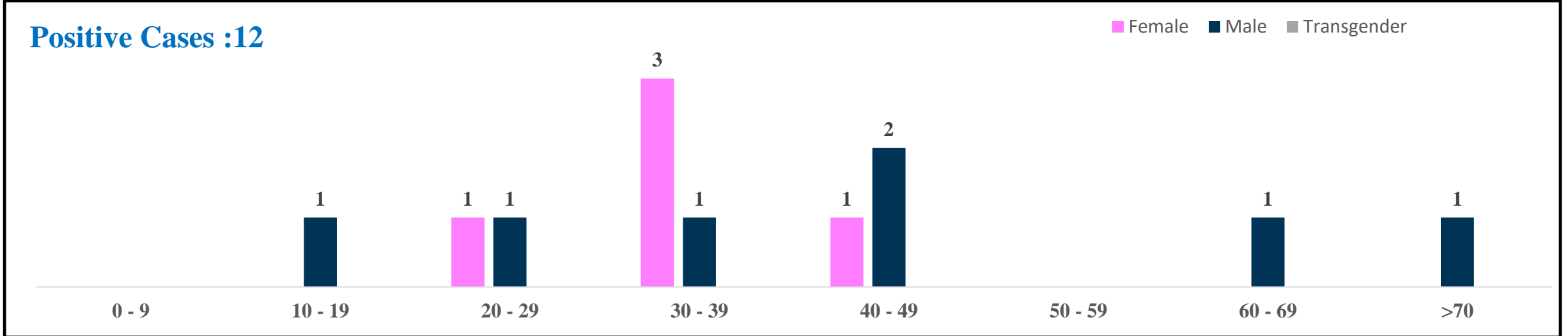


	MALE			FEMALE			TRANSGENDER			TOTAL		
	Last 24 Hours	Last 7 Days	Cumulative	Last 24 Hours	Last 7 Days	Cumulative	Last 24 Hours	Last 7 Days	Cumulative	Last 24 Hours	Last 7 Days	Cumulative
<b>Positive Cases</b>	7	152	11,11,824	5	147	7,74,502	0	0	196	12	299	18,86,522
<b>Recovered Cases</b>	12	219	10,99,406	21	213	7,68,837	0	0	187	33	432	18,69,373
<b>Death Cases</b>	0	0	10,769	0	0	6,227	0	0	4	0	0	17,000
<b>Total Tests Done</b>	<b>In Last 24 hrs. : 3,442</b>			<b>In last 7 days : 17,458</b>			<b>Cumulative : 3,23,88,425</b>					
<b>983</b>	<b>In Last 24 hrs. : 7</b>			<b>In last 7 days : 77</b>			<b>Cumulative : 2,07,00,496</b>					
<b>ACTIVE CASES</b>									<b>149</b>			

\*Covid deaths occurred today : 00 | Covid deaths occurred beyond last 24hrs., reported today : 00



# LAST 24 HOURS AGE GROUP AND GENDER WISE DISTRIBUTION

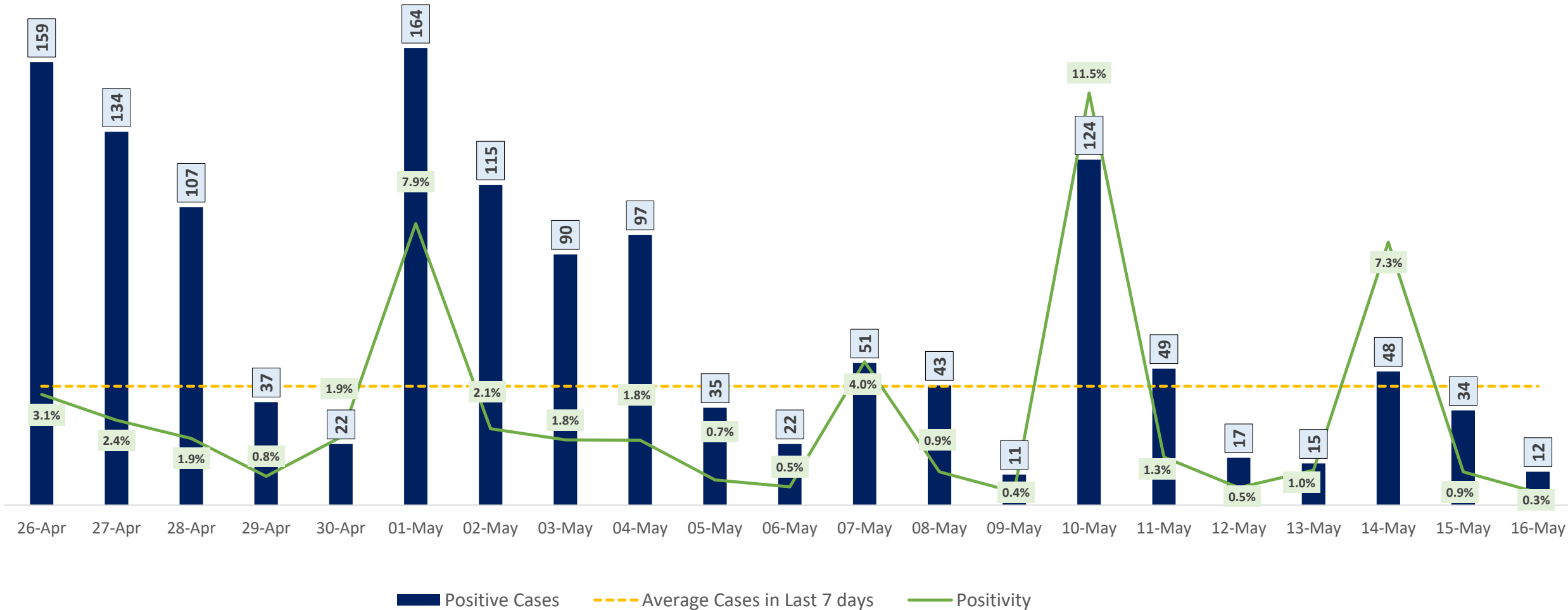




# POSITIVITY RATE OF BENGALURU – LAST 21 DAYS



Average Cases in Last 7 days : 43

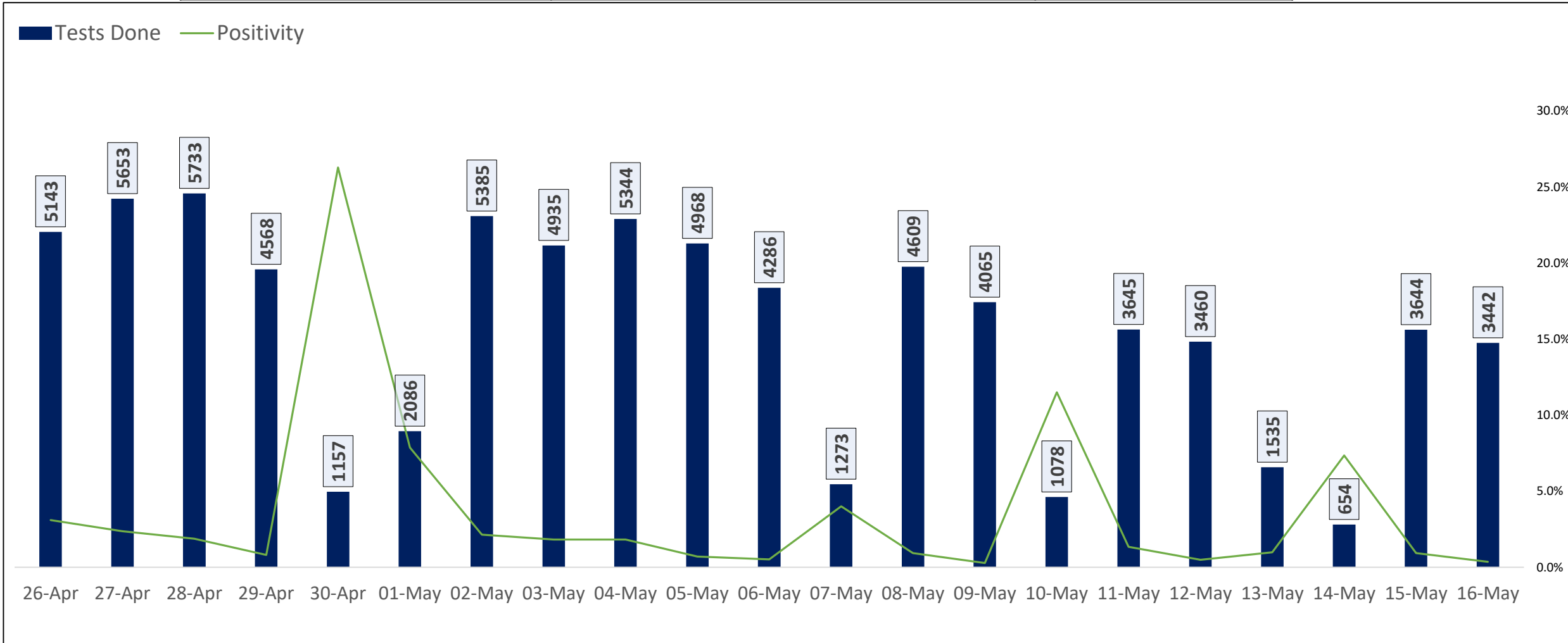




# TESTING TRENDS IN BENGALURU



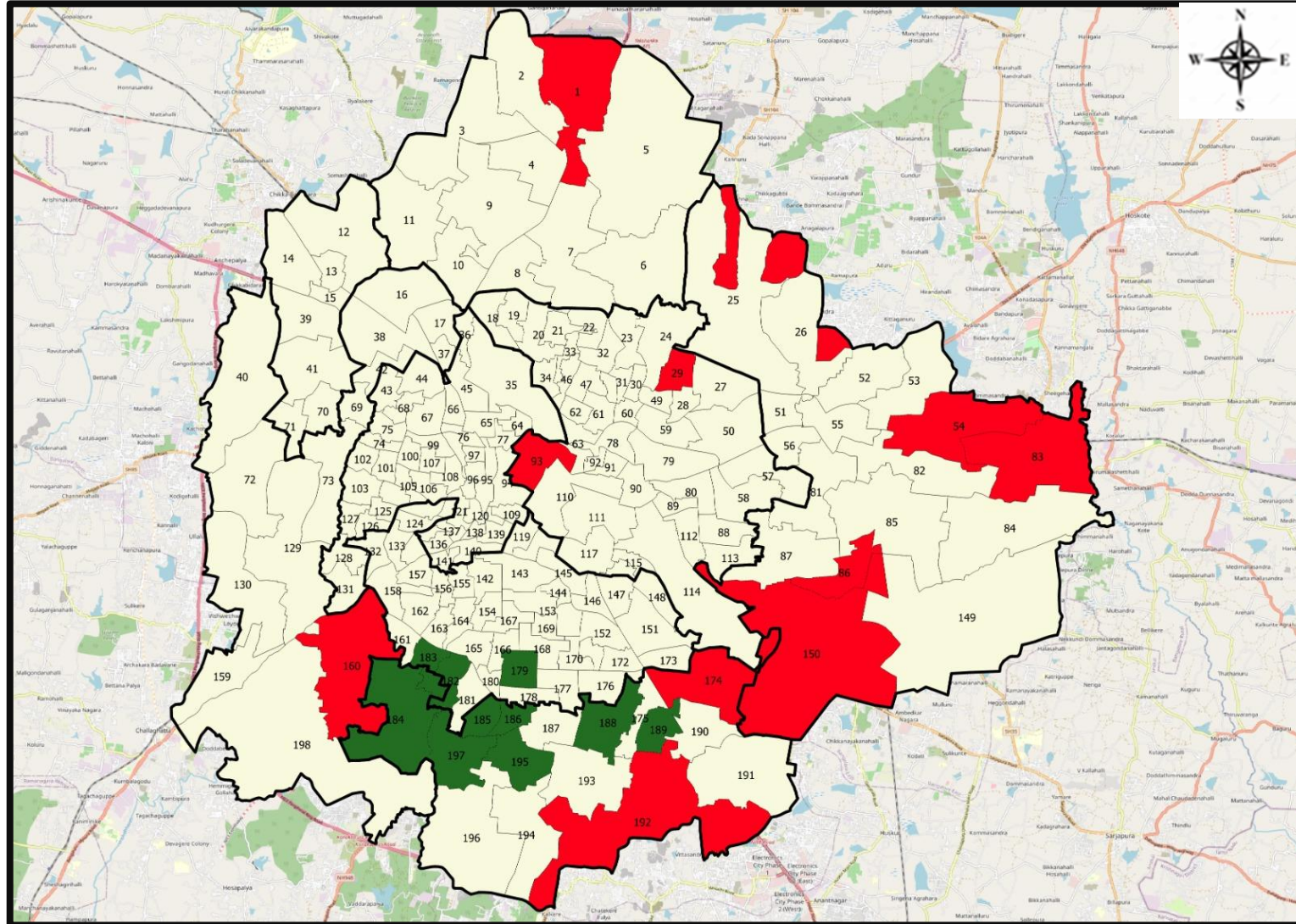
Total Test Conducted Till Date	Test Conducted Last 24 hours	Last 7 Days Average
3,23,88,425	3,442	2,494







# BENGALURU URBAN MAP SHOWING TREND OF POSITIVE CASES IN LAST 7 DAYS



### Top 10 wards reporting highest number of positive cases in last 10 days

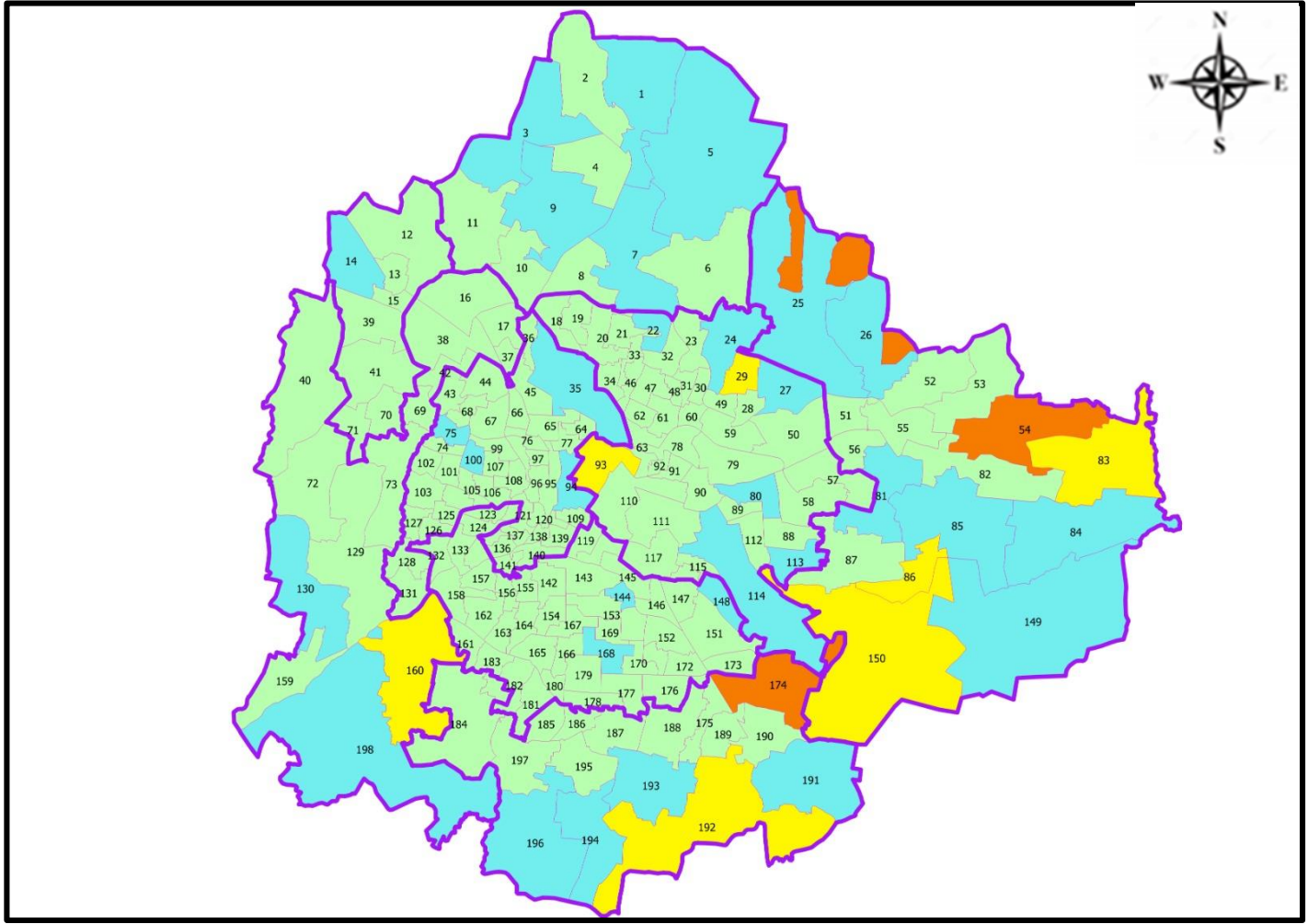
Ward No.	Ward Name	Daily Cases Average
174	HSR Layout	1
54	Hudi	1
160	Rajarajeshwari Nagar	1
29	Kacharkanahalli	1
83	Kadugodi	1
86	Marattahalli	1
93	Vasanth Nagar	1
150	Bellanduru	1
192	Begur	1
1	Kempegowda Ward	1







### Top 10 wards reporting least number of positive cases in last 7 days

Ward No.	Ward Name	Daily Cases Average
197	Vasanthpura	0
195	Konanakunte	0
189	Hongasandra	0
188	Bilekhali	0
186	Jaraganahalli	0
185	Yelchenahalli	0
184	Uttarahalli	0
183	Chikkalsandra	0
182	Padmanabha Nagar	0
179	Shakambari Nagar	0



# BENGALURU MAP SHOWING INTENSITY OF POSITIVE CASES IN LAST 7 DAYS



-  **Level 1 : 0 to 1 Cases**
-  **Level 2 : 1 to 3 Cases**
-  **Level 3 : 3 to 5 Cases**
-  **Level 4 : 5 to 10 Cases**
-  **Level 5 : More than 10 Cases**
-  **Zone Boundaries**

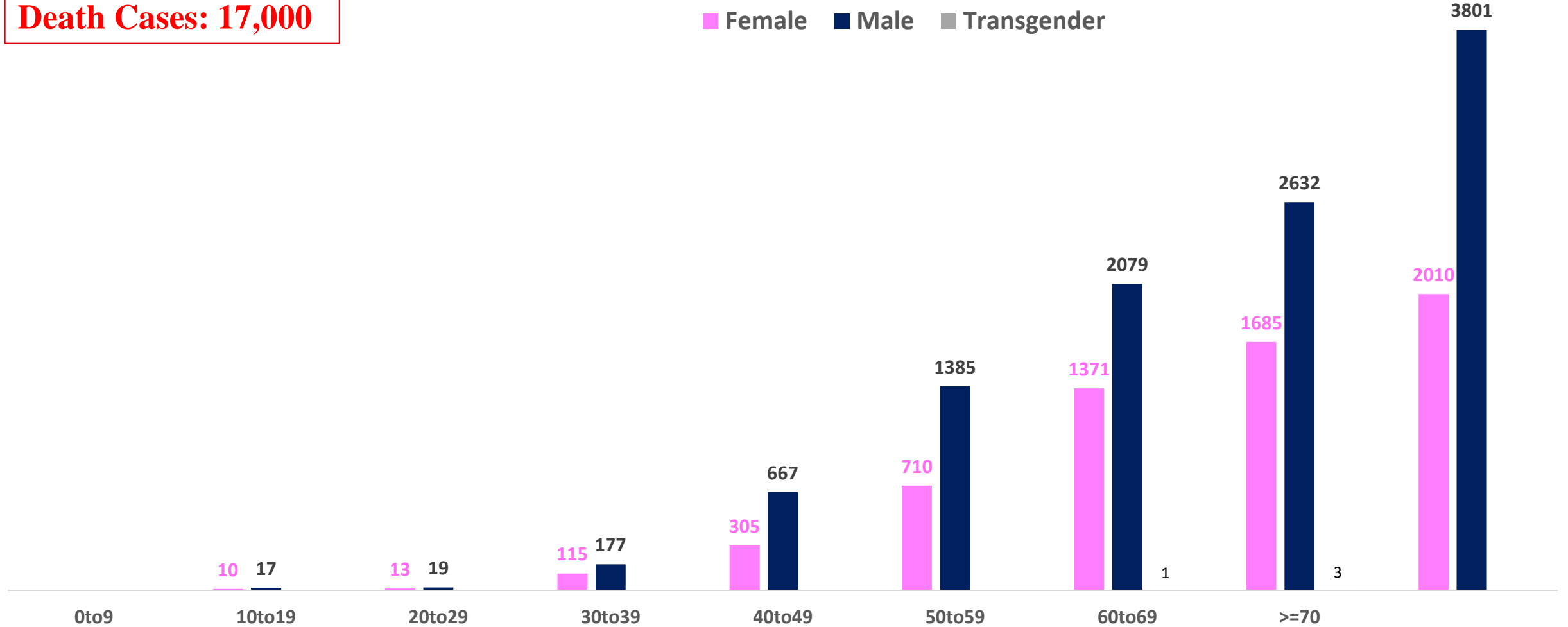




# AGE AND GENDER WISE DISTRIBUTION OF DEATH CASES



**Death Cases: 17,000**





# SNAPSHOT OF COVID-19 CASES IN BENGALURU URBAN



**Total Wards With  
< = 5 Cases\* :  
195**

**Tests Conducted  
on 16.05.2023:  
3,442**

**Recovery  
Rate\*:  
99.09%**

**Total  
Active Cases :  
149**

**Total Vaccinated  
on 16.05.2023:  
7**

**Positivity  
Rate\* :  
1.71%**

**Active  
Rate\*:  
0.01%**

**Case  
Fatality Rate\* :  
0.00%**





\*Total positive cases In the past 7 days

\*CFR and positivity is for Past 7 days



ಬೃಹತ್ ಬೆಂಗಳೂರು ಮಹಾನಗರ ಪಾಲಿಕೆ  
Bruhat Bengaluru Mahanagara Palike



<b>Download BBMP Bulletin</b>	<a href="https://apps.bbmpgov.in/covid19/mediabulletin.php">https://apps.bbmpgov.in/covid19/mediabulletin.php</a>
<b>To register for vaccination :</b>	<a href="https://selfregistration.cowin.gov.in/">https://selfregistration.cowin.gov.in/</a>
<b>BBMP COVID19 Dashboard:</b>	<a href="https://apps.bbmpgov.in/covid19/">https://apps.bbmpgov.in/covid19/</a>
<b>Follow us on:</b>	 <a href="http://www.facebook.com/bbmp.comm1/">www.facebook.com/bbmp.comm1/</a>
	 <a href="https://twitter.com/BBMPCOMM">twitter.com/BBMPCOMM</a>
	  <a href="#">BBMPSplHealth</a>

Issued by:

Honorable Chief Commissioner, BBMP  
Special Commissioner Health, BBMP  
MD, Bengaluru Smart City Limited

**THANK YOU !**

